

Basic features

| | |
|----------------------------|---------------------|
| Application | Ethernet, CAT 5 |
| Approval/Conformity | CE cULus WEEE |

Electrical connection

| | |
|--|---|
| Bending radius min., flexible cable | 10 x D |
| Cable | TPE Shielded teal, 5 m, drag chain compatible |
| Cable diameter D | 6.10 mm ±0.25 mm |
| Cable, bending cycles min. | 10 mil. |
| Cable, note | Ethernet, CAT 5E |
| Conductor cross-section | 24 AWG |
| Connection 1 | M12x1-Female, straight, 5-pin, D-coded |
| Connection 2 | M12x1-Male, straight, 4-pin, D-coded |
| Number of conductors | 4 |
| System | Molded/Molded |

Electrical data

| | |
|------------------------------------|--------------------|
| Cable rated voltage AC max. | 600 V |
| Cable rated voltage DC max. | 600 V |
| Conductor construction | 2x2 twisted-pair |
| Conductor resistance | ≤ 26.0 Ohm/1000 ft |
| Coupling resistance max. | 100 Ohm ±15 Ohm |
| Operating capacitance | 13.5 pF/ft |
| Operating voltage Ub | 60 VDC |
| Rated current (40 °C) | 1.5 A |
| Transfer rate | 10/100 Mbit/s |

Environmental conditions

| | |
|--|-------------|
| Cable temperature, flexible routing | -40...80 °C |
| IP rating | IP67/IP67 |

Material

| | |
|------------------------------------|---|
| Cable jacket material, note | Shielded |
| Cable jacket, material | TPE |
| Cable shield | Aluminum foil and copper braid |
| Material contact carrier | PUR/PUR |
| Material contacts | Bronze/Brass |
| Material cover nut | Brass nickel-plated/Brass nickel-plated |
| Material grip | PUR/PUR |

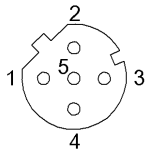
Mechanical data

| | |
|----------------------------------|-----------------------|
| Cable jacket, color | teal |
| Cable length L | 5.00 m |
| Cable properties | drag chain compatible |
| Tightening torque pigtail | 0.6 Nm/0.6 Nm |

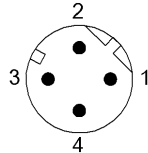
Remarks

Cable construction acc. to UL CMX Outdoor or AWM Style 2463
Enclosure rating per IEC 60529, only in screwed state with the associated mating piece.
360° shield on cover nut

Connector Drawings

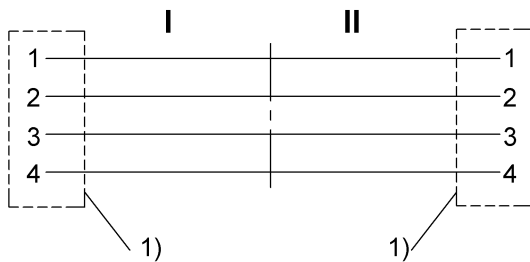


I
PIN 1: white/orange
PIN 2: white/green
PIN 3: orange
PIN 4: green
PIN 5: not used



II
PIN 1: white/orange
PIN 2: white/green
PIN 3: orange
PIN 4: green

Wiring Diagrams



1) Shield on cover nut